

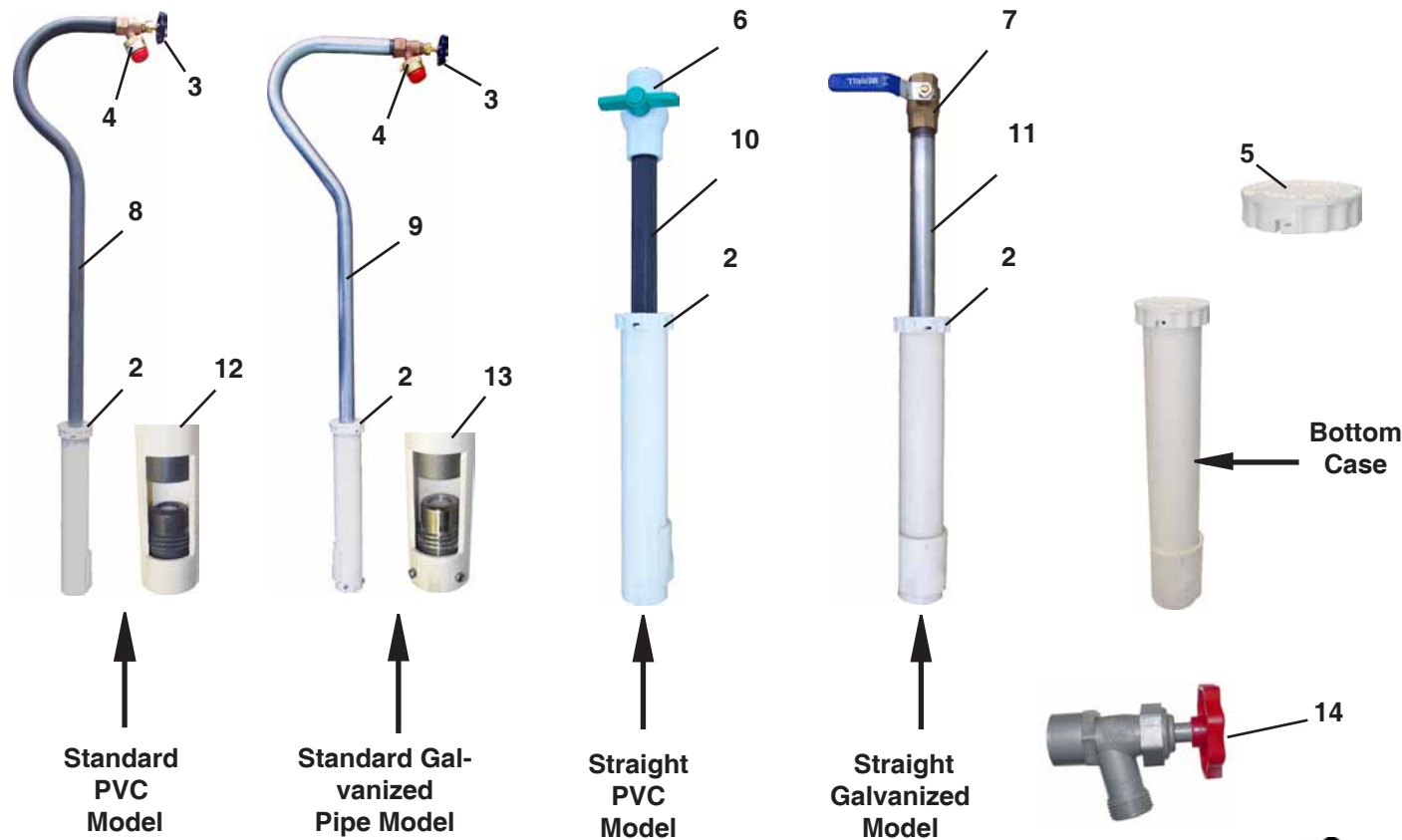


HIDE-DRANT PARTS LIST



The expanded line of Hide-Drant has several improvements, and has changed to 1-1/2" PVC bottom case, plus all PVC or stainless steel valve. Galvanized pipe models are now available.

Item No.	Part No.	Part Description
2	WHIDE202	Centering Collar For Pipe
3	WBBD75FA	3/4" Brass Outlet Valve
4	WBVB75M	3/4" Vacuum Breaker
5	WHIDE205	Top Cap For 1-1/2" PVC
6	WHIDE203	3/4" PVC Ball Valve
7	WBBV75	3/4" Brass Ball Valve
8		Call For Application—Several Lengths
9		Call For Application—Several Lengths
10		Call For Application—Several Lengths
11		Call For Application—Several Lengths
12		Call For Application—Several Lengths
13		Call For Application—Several Lengths
14	WCBD75FA	3/4" Celcon Boiler Drain (Optional) (No Lead/California Compliance)
	WHIDELC02	Optional Locking Cap



315 Flindt Drive
P.O. Box 392
Storm Lake, Iowa
50588-0392 U.S.A.

Main No. (712) 732-7354
Main No. (877) 888-7059
Fax No. (712) 732-7568
Fax No. (800) 269-3569
<http://www.wellpro.com>



Form No. 5001.1



HIDE-DRANT



The Removable and Sanitary Hydrant



Removable So You Can Mow Over It.



U.S. Patent # 6,116,265

Available In All PVC Or Stainless Steel W/Galvanized Pipe.



315 Flindt Drive
P.O. Box 392
Storm Lake, Iowa
50588-0392 U.S.A.

Main No. (712) 732-7354
Main No. (877) 888-7059
Fax No. (712) 732-7568
Fax No. (800) 269-3569
<http://www.wellpro.com>



HIDE-DRANT

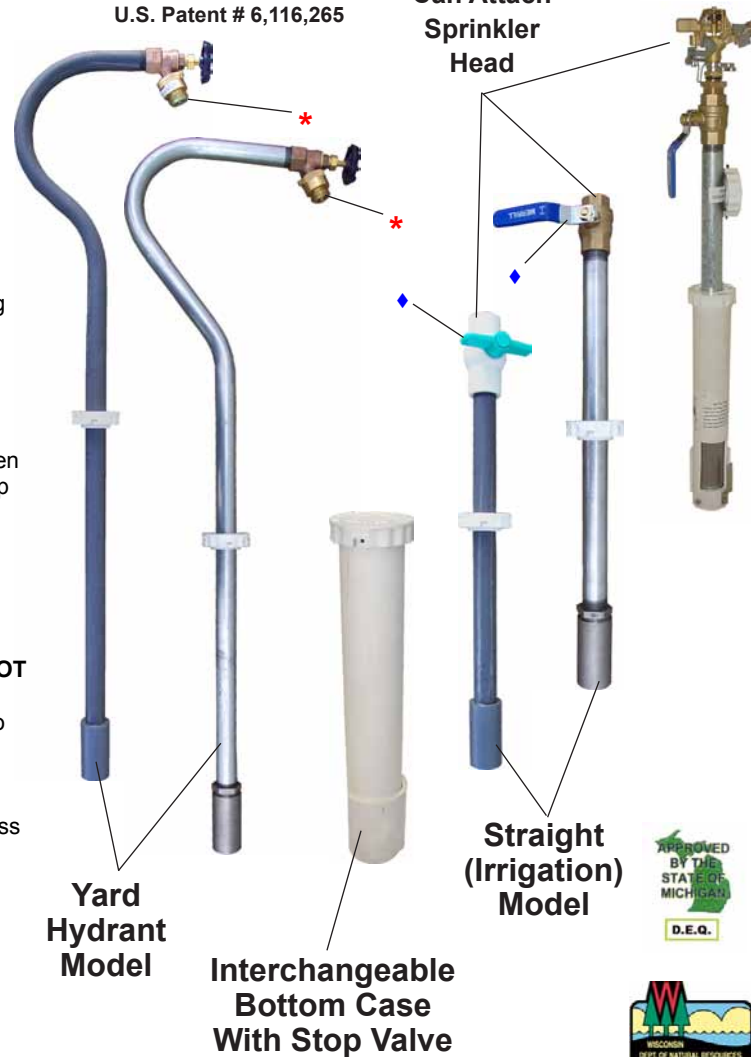
The Removable and Sanitary Hydrant

Features/Benefits

- Sanitary Yard Hydrant**
Approved in Michigan, Wisconsin, and Illinois - the toughest/ most restrictive states in the U.S.
Benefit – Only reasonably priced sanitary hydrant. Also the most trouble free, no flow time required.
- Frost Proof**
When used correctly, simply turn counter-clockwise three turns to disconnect and remove stand pipe, then drain stand pipe for freezing temperatures.
Benefit – Very simple, no tools required to remove and reinstall stand pipe.
- Stop Valve At Bottom Of Hide-Drant**
Is automatically opened when stand pipe is reinstalled. Seals between stop valve and stand pipe holds water before valve is reopened. Stop valve available in PVC or stainless steel.
Benefit – Very simple, reliable stop valve. One moving part, stainless steel spring, also designed so field repairable.
- Outlet Can Be In Any Direction**
By simply pivoting outlet counter-clockwise to direction desired, approximately three revolutions needed to remove stand pipe. Do NOT over tighten stand pipe by forcing clockwise revolution of outlet.
Benefit – Only hydrant that allows outlet to be in any direction, no tools required – pivots by hand.
- Non-Corrosive Construction**
To insure a long operating life, stop valve available in PVC or stainless steel and other components are made of non-corrosive materials.
Benefit – Quality, non-corrosive construction for years of service.
- Bottom Case**
Has one way flapper drain to remove any spilled water in case, plus cover over drain on outside of case protects drain from backfill.
Benefit – Helps bottom case and stop valve to stay sanitary.
- No Tools Required** (After initial installation)
Hydrant riser pipe can be removed and reinstalled in seconds with only a few turns. Do not use tools.
- Removable Riser Pipe**
So you can mow right over the bottom case and improves appearance of landscape for additional applications.
- No Lead/California Compliance**
Models available in both yard hydrant and straight models, that are No-Lead for California.
- Available In All Bury Depths From 1 Foot to 8 Foot**

U.S. Patent # 6,116,265

Can Attach Sprinkler Head



Yard Hydrant Model

Interchangeable Bottom Case With Stop Valve

Straight (Irrigation) Model



* ASSE Approved Vacuum Breaker and Outlet Valve Included

♦ Ball Valve Included

Call Well Pro for applications you may need. Custom models available.

Optional Hide-Drant Locking Cap Available (Part No. on Parts List)



Main No. (712) 732-7354
Main No. (877) 888-7059
Fax No. (712) 732-7568
Fax No. (800) 269-3569
<http://www.wellpro.com>



The Removable and Sanitary Hydrant - All PVC

Specifications For Standard 3/4"
Inlet-3/4" Female NPT Into Extra Heavy Wall PVC
Outlet-3/4" Brass Vacuum Breaker
Stand Pipe 3/4" Sch. 80 PVC
Bottom Case 1-1/2" Sch. 40 PVC-Includes:
Repairable Stop Valve w/Stainless Steel Spring

Specifications For Interchangeable All PVC 3/4" Bottom Case Only
Inlet-3/4" Female NPT Into Extra Heavy Wall PVC
Outlet-Repairable Stop Valve w/Stainless Steel Spring
Bottom Case 1-1/2" Sch. 40 PVC-Includes:
Repairable Stop Valve w/Stainless Steel Spring

Specifications For Straight 3/4"
Inlet-3/4" Female NPT Into Extra Heavy Wall PVC
Outlet-3/4" PVC Ball Valve
Stand Pipe 3/4" Sch. 80 PVC
Bottom Case 1-1/2" Sch. 40 PVC-Includes:
Repairable Stop Valve w/Stainless Steel Spring

Standard All PVC 3/4" Hide-Drant Complete:

Order No.	UPC Bar Code (Qty.1)	Inlet Size	Bury Depth	Approx. Wt./Lbs.	Overall Length
WHIDE27501	6 42367 10778 9	3/4" x 1'		2.8	40.0"
WHIDE27502	6 42367 10779 6	3/4" x 2'		3.5	52.0"
WHIDE27503	6 42367 10780 2	3/4" x 3'		4.3	64.0"
WHIDE27504	6 42367 10781 9	3/4" x 4'		5.0	76.0"
WHIDE27505	6 42367 10782 6	3/4" x 5'		5.8	88.0"
WHIDE27506	6 42367 10783 3	3/4" x 6'		6.5	100.0"
WHIDE27507	6 42367 10784 0	3/4" x 7'		7.3	112.0"
WHIDE27508	6 42367 11638 5	3/4" x 8'		8.0	124.0"

Interchangeable All PVC 3/4" Bottom Case w/Stop Valve:

Order No.	UPC Bar Code (Qty.1)	Inlet Size	Bury Depth	Approx. Wt./Lbs.	Overall Length
WHIDEBC27501	6 42367 11647 7	3/4" x 1'		0.9	12.0"
WHIDEBC27502	6 42367 11648 4	3/4" x 2'		1.4	24.0"
WHIDEBC27503	6 42367 11649 1	3/4" x 3'		1.9	36.0"
WHIDEBC27504	6 42367 11650 7	3/4" x 4'		2.4	48.0"
WHIDEBC27505	6 42367 11651 4	3/4" x 5'		2.9	60.0"
WHIDEBC27506	6 42367 11652 1	3/4" x 6'		3.4	72.0"
WHIDEBC27507	6 42367 11653 8	3/4" x 7'		3.9	84.0"
WHIDEBC27508	6 42367 11654 5	3/4" x 8'		4.4	96.0"

Straight All PVC 3/4" Hide-Drant Complete:


Order No.	UPC Bar Code (Qty.1)	Inlet Size	Bury Depth	Approx. Wt./Lbs.	Overall Length
WHIDET27501	6 42367 10785 7	3/4" x 1'		1.8	22.0"
WHIDET27502	6 42367 10786 4	3/4" x 2'		2.5	34.0"
WHIDET27503	6 42367 10787 1	3/4" x 3'		3.3	46.0"
WHIDET27504	6 42367 10788 8	3/4" x 4'		4.0	58.0"
WHIDET27505	6 42367 10789 5	3/4" x 5'		4.8	70.0"
WHIDET27506	6 42367 10790 2	3/4" x 6'		5.5	82.0"
WHIDET27507	6 42367 10791 9	3/4" x 7'		6.3	94.0"
WHIDET27508	6 42367 11655 2	3/4" x 8'		7.0	106.0"

Standard All PVC 3/4" Hide-Drant Stand Pipe Only:


Order No.	UPC Bar Code (Qty.1)	Inlet Size	Bury Depth	Approx. Wt./Lbs.	Overall Length
WHIDESP201	6 42367 11639 2	3/4" x 1'		1.9	38.0"
WHIDESP202	6 42367 11640 8	3/4" x 2'		2.2	50.0"
WHIDESP203	6 42367 11641 5	3/4" x 3'		2.4	62.0"
WHIDESP204	6 42367 11642 2	3/4" x 4'		2.7	74.0"
WHIDESP205	6 42367 11643 9	3/4" x 5'		2.9	86.0"
WHIDESP206	6 42367 11644 6	3/4" x 6'		3.2	98.0"
WHIDESP207	6 42367 11645 3	3/4" x 7'		3.4	110.0"
WHIDESP208	6 42367 11646 0	3/4" x 8'		3.7	122.0"

Straight All PVC 3/4" Hide-Drant Stand Pipe Only:

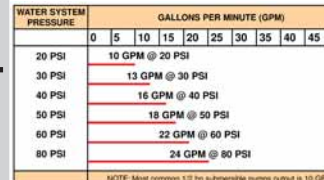
Order No.	UPC Bar Code (Qty.1)	Inlet Size	Bury Depth	Approx. Wt./Lbs.	Overall Length
WHIDESPS201	6 42367 10792 5	3/4" x 1'		0.9	21.0"
WHIDESPS202	6 42367 10793 2	3/4" x 2'		1.2	33.0"
WHIDESPS203	6 42367 10794 9	3/4" x 3'		1.4	45.0"
WHIDESPS204	6 42367 10795 6	3/4" x 4'		1.7	57.0"
WHIDESPS205	6 42367 10796 3	3/4" x 5'		1.9	69.0"
WHIDESPS206	6 42367 10797 0	3/4" x 6'		2.2	81.0"
WHIDESPS207	6 42367 10798 7	3/4" x 7'		2.4	93.0"
WHIDESPS208	6 42367 11656 9	3/4" x 8'		2.7	105.0"



Flow Rate: Standard 3/4" Hide-Drant With Vacuum Breaker
Flow Rate: Standard 3/4" Hide-Drant Without Vacuum Breaker



Flow Rate: Straight 3/4" Hide-Drant With Ball Valve



WARNING: This hydrant must have the stand pipe removed and water drained out of pipe when freezing temperatures may be present. Warranty does not cover damage due to freezing temperatures or water frozen within the product.

The Removable and Sanitary Hydrant With Stainless Steel Stop Valve and Galvanized Pipe

Specifications For Stainless Steel Standard 3/4"

Inlet-3/4" Female NPT Into Stainless Steel
Outlet-3/4" Brass Vacuum Breaker
Stand Pipe 3/4" Galvanized Pipe
Bottom Case 1-1/2" Sch. 40 PVC-Includes:
Repairable Stainless Steel Stop Valve

Specifications For Interchangeable 3/4" Bottom Case Stainless Steel Stop Valve

Inlet-3/4" Female NPT Into Stainless Steel
Outlet-Repairable Stainless Steel Stop Valve
Bottom Case 1-1/2" Sch. 40 PVC-Includes:
Repairable Stainless Steel Stop Valve

Specifications For Stainless Steel Straight 3/4"

Inlet-3/4" Female NPT Into Stainless Steel
Outlet-3/4" Brass Ball Valve
Stand Pipe 3/4" Galvanized Pipe
Bottom Case 1-1/2" Sch. 40 PVC-Includes:
Repairable Stainless Steel Stop Valve

Standard Stainless Steel/ Galv. 3/4" Hide-Drant Complete:

Order No.	UPC Bar Code (Qty.1)	Inlet Size	Bury Depth	Approx. Wt./Lbs.	Overall Length
WHIDESS27501	6 42367 10799 4	3/4" x 1'		6.3	40.0"
WHIDESS27502	6 42367 10800 7	3/4" x 2'		7.9	52.0"
WHIDESS27503	6 42367 10801 4	3/4" x 3'		9.5	64.0"
WHIDESS27504	6 42367 11657 6	3/4" x 4'		11.1	76.0"
WHIDESS27505	6 42367 10803 8	3/4" x 5'		12.7	88.0"
WHIDESS27506	6 42367 10804 5	3/4" x 6'		14.3	100.0"
WHIDESS27507	6 42367 10805 2	3/4" x 7'		15.9	112.0"
WHIDESS27508	6 42367 11658 3	3/4" x 8'		17.5	124.0"

Interchangeable 3/4" Bottom Case w/Stainless Steel Stop Valve:

Order No.	UPC Bar Code (Qty.1)	Inlet Size	Bury Depth	Approx. Wt./Lbs.	Overall Length
WHIDEBCS7501	6 42367 11661 3	3/4" x 1'		1.4	12.0"
WHIDEBCS7502	6 42367 11662 0	3/4" x 2'		1.9	24.0"
WHIDEBCS7503	6 42367 11663 7	3/4" x 3'		2.4	36.0"
WHIDEBCS7504	6 42367 11664 4	3/4" x 4'		2.9	48.0"
WHIDEBCS7505	6 42367 11665 1	3/4" x 5'		3.4	60.0"
WHIDEBCS7506	6 42367 11666 8	3/4" x 6'		3.9	72.0"
WHIDEBCS7507	6 42367 11667 5	3/4" x 7'		4.4	84.0"
WHIDEBCS7508	6 42367 11668 2	3/4" x 8'		4.9	96.0"

Straight Stainless Steel/Galv. 3/4" Hide-Drant Complete:

Order No.	UPC Bar Code (Qty.1)	Inlet Size	Bury Depth	Approx. Wt./Lbs.	Overall Length
WHIDETS27501	6 42367 10814 4	3/4" x 1'		4.3	22.0"
WHIDETS27502	6 42367 10815 1	3/4" x 2'		5.9	34.0"
WHIDETS27503	6 42367 10816 8	3/4" x 3'		7.5	46.0"
WHIDETS27504	6 42367 10817 5	3/4" x 4'		9.1	58.0"
WHIDETS27505	6 42367 10818 2	3/4" x 5'		10.7	70.0"
WHIDETS27506	6 42367 10819 9	3/4" x 6'		12.3	82.0"
WHIDETS27507	6 42367 10820 6	3/4" x 7'		13.9	94.0"
WHIDETS27508	6 42367 11669 9	3/4" x 8'		15.5	106.0"

Standard 3/4" Hide-Drant Galvanized Stand Pipe Only:

Order No.	UPC Bar Code (Qty.1)	Inlet Size	Bury Depth	Approx. Wt./Lbs.	Overall Length
WHIDESPG201	6 42367 10807 6	3/4" x 1'		4.9	38.0"
WHIDESPG202	6 42367 10808 3	3/4" x 2'		6.0	50.0"
WHIDESPG203	6 42367 10809 0	3/4" x 3'		7.1	62.0"
WHIDESPG204	6 42367 10810 6	3/4" x 4'		8.2	74.0"
WHIDESPG205	6 42367 10811 3	3/4" x 5'		9.3	86.0"
WHIDESPG206	6 42367 10812 0	3/4" x 6'		10.4	98.0"
WHIDESPG207	6 42367 10813 7	3/4" x 7'		11.5	110.0"
WHIDESPG208	6 42367 11659 0	3/4" x 8'		12.6	122.0"

Straight 3/4" Hide-Drant Galvanized Stand Pipe Only:

Order No.	UPC Bar Code (Qty.1)	Inlet Size	Bury Depth	Approx. Wt./Lbs.	Overall Length
WHIDESPSG201	6 42367 10821 2	3/4" x 1'		2.9	21.0"
WHIDESPSG202	6 42367 10822 9	3/4" x 2'		4.0	33.0"
WHIDESPSG203	6 42367 10823 6	3/4" x 3'		5.1	45.0"
WHIDESPSG204	6 42367 10824 3	3/4" x 4'		6.2	57.0"
WHIDESPSG205	6 42367 10825 0	3/4" x 5'		7.3	69.0"
WHIDESPSG206	6 42367 10826 7	3/4" x 6'		8.4	81.0"
WHIDESPSG207	6 42367 10827 4	3/4" x 7'		9.5	93.0"
WHIDESPSG208	6 42367 11660 6	3/4" x 8'		10.6	105.0"