



# PLASTIC INSERT FITTINGS

## Plastic Insert Fittings



### For Flexible (Polyethylene) Plastic Pipe




WPVCTP7510

### Bullhead Tees

Plastic Pipe to Plastic Pipe

Order No.	Ind. No.	Lateral Insert	X	Riser Insert	Qty.	Approx. Wt./Lbs.
<b>PVC</b>						
WPVCTP5075	1401-074	1/2" x 1/2" x 3/4"			1	0.08
WPVCTP7510	1401-102	3/4" x 3/4" x 1"			1	0.15
WPVCTP10125	1401-132	1" x 1" x 1-1/4"			1	0.13



WPVCIC100

### Insert Cross

Plastic Pipe to Plastic Pipe

Order No.	Ind. No.	Lateral Insert	X	Lateral Insert	Qty.	Approx. Wt./Lbs.
<b>PVC</b>						
WPVCIC75	1420-007	3/4" x 3/4" x 3/4" x 3/4"			1	0.09
WPVCIC100	1420-010	1" x 1" x 1" x 1"			1	0.14



WPVCPA125

### Pool Adapters

Order No.	Ind. No.	Size and Description	Qty.	Approx. Wt./Lbs.
<b>PVC</b>				
WPVCPA125	1436-170	1-1/4" Smooth Insert x 1-1/4" MIP 2" Long Male Adapter	1	0.10
WPVCPA15012	1436-205	1-1/4" Smooth Insert x 1-1/2" MIP 2" Long Male Adapter	1	0.11



WPCN50

### Cut Off Nipples

Order No.	Ind. No.	Size X Length	Qty.	Approx. Wt./Lbs.
<b>POLY</b>				
WPCN50	2890	1/2" x 6"	1	0.06
WPCN75	2891	3/4" x 6"	1	0.07



The Water Well Products used by PROFESSIONALS



"The Industries Largest Selection of Poly, Nylon, PVC"



CONTACT INFO:

Main/International: .....(712) 732-7354  
U.S. and Iowa: .....(877) 888-7059  
Fax: .....(712) 732-7568  
Fax: .....(800) 269-3569

Plastic Insert Fittings



WPMA100



WPVCF A100



WPPL150

**Plastic Insert  
FITTINGS**

**For Flexible (Polyethylene) Plastic Pipe**

**Male Adapters**

Plastic Pipe to Male Iron Pipe (MIP)

Order No.	Ind. No.	Insert Size X MIP Size	Qty.	Approx. Wt./Lbs.
<b>POLY</b>				
WPMA50	2730	1/2" x 1/2"	1	0.02
WPMA75	2731	3/4" x 3/4"	1	0.03
WPMA100	2732	1" x 1"	1	0.04
WPMA125	2733	1-1/4" x 1-1/4"	1	0.07
WPMA150	2734	1-1/2" x 1-1/2"	1	0.08
WPMA200	2735	2" x 2"	1	0.12
<b>NYLON</b>				
WNMA50	3400	1/2" x 1/2"	1	0.02
WNMA75	3401	3/4" x 3/4"	1	0.03
WNMA100	3402	1" x 1"	1	0.05
WNMA125	3403	1-1/4" x 1-1/4"	1	0.09
WNMA150	3404	1-1/2" x 1-1/2"	1	0.11
WNMA200	3405	2" x 2"	1	0.15
<b>NYLON VENTURI - Plastic to MIP</b>				
WNVMA125	3452	1-1/4" x 1-1/4"	1	0.36
<b>PVC</b>				
WPVCMA50	1436-005	1/2" x 1/2"	1	0.04
WPVCMA75	1436-007	3/4" x 3/4"	1	0.04
WPVCMA100	1436-010	1" x 1"	1	0.06
WPVCMA125	1436-012	1-1/4" x 1-1/4"	1	0.07
WPVCMA150	1436-015	1-1/2" x 1-1/2"	1	0.08
WPVCMA200	1436-020	2" x 2"	1	0.12
WPVCMA300	1436-030	3" x 3"	1	0.53
WPVCMA400	1436-040	4" x 4"	1	0.88

**Female Adapters**

Plastic Pipe to Female Iron Pipe (FIP)

Order No.	Ind. No.	Insert Size X FIP Size	Qty.	Approx. Wt./Lbs.
<b>PVC</b>				
WPVCF A50	1435-005	1/2" x 1/2"	1	0.04
WPVCF A75	1435-007	3/4" x 3/4"	1	0.05
WPVCF A100	1435-010	1" x 1"	1	0.07
WPVCF A125	1435-012	1-1/4" x 1-1/4"	1	0.11
WPVCF A150	1435-015	1-1/2" x 1-1/2"	1	0.13
WPVCF A200	1435-020	2" x 2"	1	0.23

**Insert Plugs**

Plastic Pipe Insert Plugs

Order No.	Ind. No.	Insert Size	Qty.	Approx. Wt./Lbs.
<b>POLY</b>				
WPPL125	3228	1-1/4"	1	0.04
WPPL150	3229	1-1/2"	1	0.06
WPPL200	3230	2"	1	0.10
<b>PVC</b>				
WPVCPL50	1449-005	1/2"	1	0.01
WPVCPL75	1449-007	3/4"	1	0.02
WPVCPL100	1449-010	1"	1	0.04
WPVCPL125	1449-012	1-1/4"	1	0.04
WPVCPL150	1449-015	1-1/2"	1	0.08
WPVCPL200	1449-020	2"	1	0.12



**Quality Since 1983**

**Reducing Insert Tees**

Plastic Pipe to Plastic Pipe

Order No.	Ind. No.	Lateral Size X Riser Size	Qty.	Approx. Wt./Lbs.
<b>POLY</b>				
WPTP75505	3100	3/4" x 1/2" x 1/2"	1	0.05
WPTP7550	3041	3/4" x 3/4" x 1/2"	1	0.08
WPTP1050	3042	1" x 1" x 1/2"	1	0.07
WPTP1075	3043	1" x 1" x 3/4"	1	0.07
WPTP10755	3101	1" x 3/4" x 1/2"	1	0.08
WPTP10757	3102	1" x 3/4" x 3/4"	1	0.08
WPTP15050	3047	1-1/2" x 1-1/2" x 1/2"	1	0.12
WPTP15075	3048	1-1/2" x 1-1/2" x 3/4"	1	0.13
WPTP15010	3049	1-1/2" x 1-1/2" x 1"	1	0.13
WPTP20075	3052	2" x 2" x 3/4"	1	0.23
WPTP20010	3053	2" x 2" x 1"	1	0.23
<b>PVC</b>				
WPVCTP7550	1401-101	3/4" x 3/4" x 1/2"	1	0.08
WPVCTP1050	1401-130	1" x 1" x 1/2"	1	0.10
WPVCTP1075	1401-131	1" x 1" x 3/4"	1	0.08
WPVCTP12550	1401-166	1-1/4" x 1-1/4" x 1/2"	1	0.14
WPVCTP12575	1401-167	1-1/4" x 1-1/4" x 3/4"	1	0.14
WPVCTP12510	1401-168	1-1/4" x 1-1/4" x 1"	1	0.16
WPVCTP15050	1401-209	1-1/2" x 1-1/2" x 1/2"	1	0.15
WPVCTP15075	1401-210	1-1/2" x 1-1/2" x 3/4"	1	0.16
WPVCTP15010	1401-211	1-1/2" x 1-1/2" x 1"	1	0.16
WPVCTP15012	1401-212	1-1/2" x 1-1/2" x 1-1/4"	1	0.28
WPVCTP20050	1401-247	2" x 2" x 1/2"	1	0.31
WPVCTP20075	1401-248	2" x 2" x 3/4"	1	0.25
WPVCTP20010	1401-249	2" x 2" x 1"	1	0.54
WPVCTP20012	1401-250	2" x 2" x 1-1/4"	1	0.30
WPVCTP20015	1401-251	2" x 2" x 1-1/2"	1	0.41
WPVCTP75505	1401-094	3/4" x 1/2" x 1/2"	1	0.06
WPVCTP10755	1401-124	1" x 3/4" x 1/2"	1	0.09
WPVCTP10757	1401-125	1" x 3/4" x 3/4"	1	0.11
WPVCTP12517	1401-157	1-1/4" x 1" x 3/4"	1	0.13
WPVCTP12511	1401-158	1-1/4" x 1" x 1"	1	0.15
WPVCTP15027	1401-201	1-1/2" x 1-1/4" x 3/4"	1	0.19
WPVCTP15021	1401-202	1-1/2" x 1-1/4" x 1"	1	0.25
WPVCTP15022	1401-203	1-1/2" x 1-1/4" x 1-1/4"	1	0.25
WPVCTP20055	1401-241	2" x 1-1/2" x 1-1/2"	1	0.30



**Combination Tees**

Plastic Pipe to Male Iron Pipe (MIP)


Order No.	Ind. No.	Lateral Insert X MIP Size	Qty.	Approx. Wt./Lbs.
<b>PVC</b>				
WPVCHT50	1403-005	1/2" x 1/2" x 1/2"	1	0.06
WPVCHT75	1403-007	3/4" x 3/4" x 3/4"	1	0.09
WPVCHT100	1403-010	1" x 1" x 1"	1	0.10
WPVCHT125	1403-012	1-1/4" x 1-1/4" x 1-1/4"	1	0.22
WPVCHT150	1403-015	1-1/2" x 1-1/2" x 1-1/2"	1	0.32
WPVCHT200	1403-020	2" x 2" x 2"	1	0.59



Plastic Insert Fittings



WPTP1075



WPVCTP10757



WPVCHT100

MIP = Male Iron Pipe  
FIP = Female Iron Pipe


Plastic Insert Fittings



WPTP100



WPVCTF1075



For Flexible (Polyethylene) Plastic Pipe

Insert Tees

Plastic Pipe to Plastic Pipe

Order No.	Ind. No.	Lateral Insert X Riser Insert	Qty.	Approx. Wt./Lbs.
<b>POLY</b>				
WPTP50	3000	1/2" x 1/2" x 1/2"	1	0.03
WPTP75	3001	3/4" x 3/4" x 3/4"	1	0.05
WPTP100	3002	1" x 1" x 1"	1	0.07
WPTP125	3003	1-1/4" x 1-1/4" x 1-1/4"	1	0.12
WPTP150	3004	1-1/2" x 1-1/2" x 1-1/2"	1	0.15
WPTP200	3005	2" x 2" x 2"	1	0.24
<b>NYLON</b>				
WNTP50	3440	1/2" x 1/2" x 1/2"	1	0.04
WNTP75	3441	3/4" x 3/4" x 3/4"	1	0.06
WNTP100	3442	1" x 1" x 1"	1	0.10
WNTP125	3443	1-1/4" x 1-1/4" x 1-1/4"	1	0.16
WNTP150	3444	1-1/2" x 1-1/2" x 1-1/2"	1	0.20
WNTP200	3445	2" x 2" x 2"	1	0.31

Combination and Reducing Tees

Plastic Pipe to Female Iron Pipe (FIP)

Order No.	Ind. No.	Lateral Size X FIP Size	Qty.	Approx. Wt./Lbs.
<b>PVC</b>				
WPVCTF50	1402-005	1/2" x 1/2" x 1/2"	1	0.07
WPVCTF7550	1402-101	3/4" x 3/4" x 1/2"	1	0.10
WPVCTF75	1402-007	3/4" x 3/4" x 3/4"	1	0.10
WPVCTF1050	1402-130	1" x 1" x 1/2"	1	0.09
WPVCTF1075	1402-131	1" x 1" x 3/4"	1	0.10
WPVCTF100	1402-010	1" x 1" x 1"	1	0.18
WPVCTF12550	1402-166	1-1/4" x 1-1/4" x 1/2"	1	0.15
WPVCTF12575	1402-167	1-1/4" x 1-1/4" x 3/4"	1	0.17
WPVCTF12510	1402-168	1-1/4" x 1-1/4" x 1"	1	0.20
WPVCTF125	1402-012	1-1/4" x 1-1/4" x 1-1/4"	1	0.24
WPVCTF15050	1402-209	1-1/2" x 1-1/2" x 1/2"	1	0.24
WPVCTF15075	1402-210	1-1/2" x 1-1/2" x 3/4"	1	0.25
WPVCTF15010	1402-211	1-1/2" x 1-1/2" x 1"	1	0.25
WPVCTF15012	1402-212	1-1/2" x 1-1/2" x 1-1/4"	1	0.21
WPVCTF150	1402-015	1-1/2" x 1-1/2" x 1-1/2"	1	0.32
WPVCTF20050	1402-247	2" x 2" x 1/2"	1	0.30
WPVCTF20075	1402-248	2" x 2" x 3/4"	1	0.30
WPVCTF20010	1402-249	2" x 2" x 1"	1	0.34
WPVCTF20015	1402-251	2" x 2" x 1-1/2"	1	0.47
WPVCTF200	1402-020	2" x 2" x 2"	1	0.52
WPVCTF75505	1402-094	3/4" x 1/2" x 1/2"	1	0.09
WPVCTF10755	1402-124	1" x 3/4" x 1/2"	1	0.13
WPVCTF10757	1402-125	1" x 3/4" x 3/4"	1	0.12
WPVCTF12515	1402-156	1-1/4" x 1" x 1/2"	1	0.15
WPVCTF12517	1402-157	1-1/4" x 1" x 3/4"	1	0.14
WPVCTF15025	1402-199	1-1/2" x 1-1/4" x 1/2"	1	0.22
WPVCTF15027	1402-201	1-1/2" x 1-1/4" x 3/4"	1	0.18
WPVCTF15021	1402-202	1-1/2" x 1-1/4" x 1"	1	0.21

Quality Since 1983

Reducing Male Adapters

Plastic Pipe to Male Iron Pipe (MIP)

Order No.	Ind. No.	Insert Size X MIP Size	Qty.	Approx. Wt./Lbs.
<b>POLY</b>				
WPMA7550	2740	1/2" x 3/4"	1	0.02
WPMA1075	2742	3/4" x 1"	1	0.04
WPMA12575	2744	3/4" x 1-1/4"	1	0.06
WPMA12510	2745	1" x 1-1/4"	1	0.06
WPMA15010	2748	1" x 1-1/2"	1	0.07
WPMA15012	2749	1-1/4" x 1-1/2"	1	0.08
WPMA20015	2754	1-1/2" x 2"	1	0.12
<b>NYLON</b>				
WNMA7550	3740	1/2" x 3/4"	1	0.03
WNMA1075	3742	3/4" x 1"	1	0.05
WNMA12575	3744	3/4" x 1-1/4"	1	0.06
WNMA12510	3745	1" x 1-1/4"	1	0.07
WNMA15010	3748	1" x 1-1/2"	1	0.08
WNMA15012	3749	1-1/4" x 1-1/2"	1	0.09
WNMA20015	3754	1-1/2" x 2"	1	0.13
<b>PVC</b>				
WPVCMA7550	1436-101	1/2" x 3/4"	1	0.02
WPVCMA1075	1436-131	3/4" x 1"	1	0.04
WPVCMA12575	1436-167	3/4" x 1-1/4"	1	0.10
WPVCMA12510	1436-168	1" x 1-1/4"	1	0.07
WPVCMA15010	1436-211	1" x 1-1/2"	1	0.07
WPVCMA15012	1436-212	1-1/4" x 1-1/2"	1	0.09
WPVCMA20015	1436-251	1-1/2" x 2"	1	0.12
WPVCMA5010	1429-075	1" x 1/2"	1	0.04
WPVCMA5075	1436-074	3/4" x 1/2"	1	0.04
WPVCMA7510	1436-102	1" x 3/4"	1	0.05
WPVCMA10125	1436-132	1-1/4" x 1"	1	0.09
WPVCMA10150	1436-133	1-1/2" x 1"	1	0.13
WPVCMA12515	1436-169	1-1/2" x 1-1/4"	1	0.13
WPVCMA15020	1436-213	2" x 1-1/2"	1	0.16

Elbows

Plastic Pipe to Plastic Pipe

Order No.	Ind. No.	Insert Size X Insert Size	Qty.	Approx. Wt./Lbs.
<b>POLY</b>				
WPEP50	2901	1/2" x 1/2"	1	0.02
WPEP75	2902	3/4" x 3/4"	1	0.03
WPEP100	2903	1" x 1"	1	0.05
WPEP125	2904	1-1/4" x 1-1/4"	1	0.09
WPEP150	2905	1-1/2" x 1-1/2"	1	0.11
WPEP200	2906	2" x 2"	1	0.10
<b>NYLON</b>				
WNEP50	3430	1/2" x 1/2"	1	0.03
WNEP75	3431	3/4" x 3/4"	1	0.04
WNEP100	3432	1" x 1"	1	0.07
WNEP125	3433	1-1/4" x 1-1/4"	1	0.12
WNEP150	3434	1-1/2" x 1-1/2"	1	0.15
WNEP200	3435	2" x 2"	1	0.11
<b>PVC</b>				
WPVCEP50	1406-005	1/2" x 1/2"	1	0.03
WPVCEP75	1406-007	3/4" x 3/4"	1	0.04
WPVCEP100	1406-010	1" x 1"	1	0.06
WPVCEP125	1406-012	1-1/4" x 1-1/4"	1	0.10
WPVCEP150	1406-015	1-1/2" x 1-1/2"	1	0.13
WPVCEP200	1406-020	2" x 2"	1	0.22



Plastic Insert Fittings



WPMA12575



WPEP100

MIP = Male Iron Pipe  
FIP = Female Iron Pipe

Plastic Insert FITTINGS



Plastic Insert Fittings



WPCP100



WPCP1075



**Plastic Insert  
FITTINGS**

For Flexible (Polyethylene) Plastic Pipe

**Couplings - Plastic Pipe to Plastic Pipe**

Order No.	Ind. No.	Insert Size	X Insert Size	Qty.	Approx. Wt./Lbs.
<b>POLY</b>					
WPCP50	2825	1/2"	x 1/2"	1	0.02
WPCP75	2826	3/4"	x 3/4"	1	0.03
WPCP100	2827	1"	x 1"	1	0.04
WPCP125	2828	1-1/4"	x 1-1/4"	1	0.06
WPCP150	2829	1-1/2"	x 1-1/2"	1	0.07
WPCP200	2830	2"	x 2"	1	0.12
<b>NYLON</b>					
WNCP50	3420	1/2"	x 1/2"	1	0.02
WNCP75	3421	3/4"	x 3/4"	1	0.04
WNCP100	3422	1"	x 1"	1	0.05
WNCP125	3423	1-1/4"	x 1-1/4"	1	0.08
WNCP150	3424	1-1/2"	x 1-1/2"	1	0.09
WNCP200	3425	2"	x 2"	1	0.18
<b>PVC</b>					
WPVCCP50	1429-005	1/2"	x 1/2"	1	0.02
WPVCCP75	1429-007	3/4"	x 3/4"	1	0.04
WPVCCP100	1429-010	1"	x 1"	1	0.05
WPVCCP125	1429-012	1-1/4"	x 1-1/4"	1	0.07
WPVCCP150	1429-015	1-1/2"	x 1-1/2"	1	0.09
WPVCCP200	1429-020	2"	x 2"	1	0.15
WPVCCP300	1429-030	3"	x 3"	1	0.40
WPVCCP400	1429-040	4"	x 4"	1	0.69

**Reducing Couplings - Plastic Pipe to Plastic Pipe**

Order No.	Ind. No.	Insert Size	X Insert Size	Qty.	Approx. Wt./Lbs.
<b>POLY</b>					
WPCP7550	2845	3/4"	x 1/2"	1	0.02
WPCP1050	2846	1"	x 1/2"	1	0.03
WPCP1075	2847	1"	x 3/4"	1	0.03
WPCP12575	2849	1-1/4"	x 3/4"	1	0.05
WPCP12510	2850	1-1/4"	x 1"	1	0.05
WPCP15075	2852	1-1/2"	x 3/4"	1	0.06
WPCP15010	2853	1-1/2"	x 1"	1	0.06
WPCP15012	2854	1-1/2"	x 1-1/4"	1	0.07
WPCP20010	2857	2"	x 1"	1	0.10
WPCP20012	2858	2"	x 1-1/4"	1	0.10
WPCP20015	2859	2"	x 1-1/2"	1	0.11
<b>NYLON</b>					
WNCP7550	3845	3/4"	x 1/2"	1	0.03
WNCP1050	3846	1"	x 1/2"	1	0.04
WNCP1075	3847	1"	x 3/4"	1	0.04
WNCP12575	3849	1-1/4"	x 3/4"	1	0.06
WNCP12510	3850	1-1/4"	x 1"	1	0.06
WNCP15075	3852	1-1/2"	x 3/4"	1	0.07
WNCP15010	3853	1-1/2"	x 1"	1	0.06
WNCP15012	3854	1-1/2"	x 1-1/4"	1	0.09
WNCP20010	3857	2"	x 1"	1	0.12
WNCP20012	3858	2"	x 1-1/4"	1	0.12
WNCP20015	3859	2"	x 1-1/2"	1	0.13
<b>PVC</b>					
WPVCCP7550	1429-101	3/4"	x 1/2"	1	0.02
WPVCCP1050	1429-130	1"	x 1/2"	1	0.03
WPVCCP1075	1429-131	1"	x 3/4"	1	0.03



Quality Since 1983

**Reducing Elbows**

Plastic Pipe to Plastic Pipe

Order No.	Ind. No.	Insert Size	X Reducing Size	Qty.	Approx. Wt./Lbs.
<b>PVC</b>					
WPVCEP7550	1406-101	3/4"	x 1/2"	1	0.05
WPVCEP1075	1406-131	1"	x 3/4"	1	0.07
WPVCEP2510	1406-168	1-1/4"	x 1"	1	0.12
WPVCEP1525	1406-212	1-1/2"	x 1-1/4"	1	0.17

**Combination Elbows**

Plastic Pipe to Male Iron Pipe (MIP)

Order No.	Ind. No.	Insert Size	X MIP Size	Qty.	Approx. Wt./Lbs.
<b>POLY</b>					
WPHE50	2955	1/2"	x 1/2"	1	0.02
WPHE75	2956	3/4"	x 3/4"	1	0.04
WPHE100	2957	1"	x 1"	1	0.06
WPHE125	2958	1-1/4"	x 1-1/4"	1	0.11
WPHE150	2959	1-1/2"	x 1-1/2"	1	0.12
<b>NYLON</b>					
WNHE50	3455	1/2"	x 1/2"	1	0.03
WNHE75	3456	3/4"	x 3/4"	1	0.05
WNHE100	3457	1"	x 1"	1	0.08
WNHE125	3458	1-1/4"	x 1-1/4"	1	0.14
WNHE150	3459	1-1/2"	x 1-1/2"	1	0.17
<b>PVC</b>					
WPVCEM75	1413-007	3/4"	x 3/4"	1	0.08
WPHE200	1413-020	2"	x 2"	1	0.29

**Combination and Reducing Elbows**

Plastic Pipe to Female Iron Pipe (FIP)

Order No.	Ind. No.	Insert Size	X FIP Size	Qty.	Approx. Wt./Lbs.
<b>PVC</b>					
WPVCEF50	1407-005	1/2"	x 1/2"	1	0.05
WPVCEF5075	1407-101	3/4"	x 1/2"	1	0.06
WPVCEF5010	1407-130	1"	x 1/2"	1	0.07
WPVCEF50125	1407-166	1-1/4"	x 1/2"	1	0.11
WPVCEF7550	1407-074	1/2"	x 3/4"	1	0.05
WPVCEF75	1407-007	3/4"	x 3/4"	1	0.08
WPVCEF7510	1407-131	1"	x 3/4"	1	0.07
WPVCEF75125	1407-167	1-1/4"	x 3/4"	1	0.11
WPVCEF100	1407-010	1"	x 1"	1	0.14
WPVCEF10125	1407-168	1-1/4"	x 1"	1	0.15
WPVCEF10150	1407-211	1-1/2"	x 1"	1	0.20
WPVCEF125	1407-012	1-1/4"	x 1-1/4"	1	0.20
WPVCEF12515	1407-212	1-1/2"	x 1-1/4"	1	0.23
WPVCEF150	1407-015	1-1/2"	x 1-1/2"	1	0.27
WPVCEF15020	1407-251	2"	x 1-1/2"	1	0.35
WPVCEF200	1407-020	2"	x 2"	1	0.39



Plastic Insert Fittings



WPVCEP1075



WPHE100



WPVCEF100

MIP = Male Iron Pipe  
FIP = Female Iron Pipe