




Cup and Valve Leathers

Cup Leathers No. 711 Waterproof

Well Pro Quality/Benefits

- Soft pliable waterproof leathers precision formed - for easy installation and proper seal
- Top edge of cup beveled to insure seal of cup in cylinder at low pressure - for best operation in all applications
- For industrial and water system applications - Well Pro quality allows its use for demanding installations



Order No.	UPC Bar Code (Qty. 1)	(A) Cyl. Size In. I.D.	(B) Hole Diameter	(C) Height	Bag Qty.	Approx. Wt./Lbs.
W711CL1000	6 42367 08399 1	1"	3/8"	7/16"	2	0.008
W711CL1125	6 42367 08400 4	1-1/8"	3/8"	1/2"	2	0.010
W711CL1250	6 42367 08401 1	1-1/4"	3/8"	1/2"	2	0.013
W711CL125058	6 42367 08402 8	1-1/4"	5/8"	1/2"	2	0.013
W711CL1375	6 42367 08403 5	1-3/8"	3/8"	5/8"	2	0.015
W711CL1500	6 42367 08404 2	1-1/2"	3/8"	5/8"	2	0.018
W711CL150P	6 42367 08406 6	1-1/2"	None	5/8"	2	0.018
W711CL1688	6 42367 08408 0	1-11/16"	1"	5/8"	2	0.020
W711CL1750	6 42367 08409 7	1-3/4"	1-1/8"	11/16"	2	0.023
W711CL175058	6 42367 08410 3	1-3/4"	5/8"	11/16"	2	0.023
W711CL1813	6 42367 08411 0	1-13/16"	1-3/16"	3/4"	2	0.025
W711CL1875	6 42367 08412 7	1-7/8"	1-3/16"	3/4"	2	0.025
W711CL187P	6 42367 08413 4	1-7/8"	None	3/4"	2	0.025
W711CL2000	6 42367 08414 1	2"	1-5/16"	3/4"	2	0.030
W711CL200058	6 42367 08416 5	2"	5/8"	3/4"	2	0.030
W711CL2250	6 42367 08417 2	2-1/4"	1-1/2"	3/4"	2	0.035
W711CL2500	6 42367 08419 6	2-1/2"	1-5/8"	13/16"	2	0.040
W711CL2750	6 42367 08420 2	2-3/4"	1-7/8"	13/16"	2	0.048
W711CL3000	6 42367 08397 7	3"	2"	13/16"	2	0.060
W711CL3500	6 42367 08422 6	3-1/2"	2-1/2"	1"	2	0.073
W711CL350P	6 42367 08423 3	3-1/2"	None	1"	2	0.073



Valve Leathers No. 700 Universal Lower Valve Leather

Well Pro Quality Features

- Uniform heavy stock with natural finish



Order No.	UPC Bar Code (Qty. 1)	Cyl. Size Inches	Outside Diameter Inches	Center Hole	Bag Qty.	Approx. Wt./Lbs.
W700LL200	6 42367 08425 7	2"	2-1/2"	Yes	2	0.03
W700LL300	6 42367 08426 4	2-1/2"	3"	Yes	2	0.04
W700LL350	6 42367 08398 4	3"	3-1/2"	Yes	2	0.06
W700LL400	6 42367 08428 8	3-1/2"	4"	Yes	2	0.08



CONTACT INFO:

Main/International:(712) 732-7354
 U.S. and Iowa:(877) 888-7059
 Fax:(712) 732-7568
 Fax:(800) 269-3569

WELL POINTS, PIPE LENGTHS, PITCHER PUMP, CUP LEATHERS



The Water Well
 Products
 used by
PROFESSIONALS

"The Only Complete Selection In The Industry"



Well Pro Quality Features

Drive Well Points

- Can be driven into all types of soil.
- Jacket over gauze construction is brazed to a perforated steel pipe.
- Individually bagged.
- All well points have stainless steel jacket and gauze.
- Other Sizes Available - call for pricing

Drive Couplings

- Extra heavy galvanized coupling designed for driving well points.

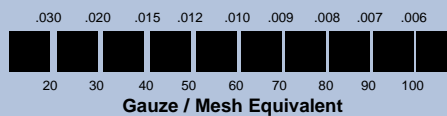
Drive Caps

- Malleable alloy for high strength, needed to drive well points.
- Inside space of cap prevents damage to pipe threads.
- Small vent hole in top of cap for air flow during driving.

Threaded Pipe Lengths


- All threaded lengths have protectors on both ends.
- Threaded lengths in stock for immediate shipment.

Slot Size



Well Pro Order No. Breakdown

D WP 125 30 60 S
 D-Drive Well Point 125-1-1/4" 200-2" Pipe Length Gauze Size Stainless Steel Jacket



Drive Well Point
 NOTE: Approx. water yield 3 gallons per minute/per square inch of screen area.



Drive Coupling



Drive Cap

Well Points

Drive Well Points

Order No.	UPC Bar Code (Qty. 1)	Pipe Size	Pipe Length	Gauze	Approx. Wt. / Lbs.
WDWP1252460S	6 42367 08376 2	1-1/4"	24"	60	6.5
WDWP1253060S	6 42367 08377 9	1-1/4"	30"	60	6.7
WDWP1253660S	6 42367 08378 6	1-1/4"	36"	60	8.4
WDWP1254860S	6 42367 08379 3	1-1/4"	48"	60	11.4
WDWP1256060S	6 42367 08380 9	1-1/4"	60"	60	12.2
WDWP1252480S	6 42367 08381 6	1-1/4"	24"	80	6.7
WDWP1253080S	6 42367 08382 3	1-1/4"	30"	80	7.3
WDWP1253680S	6 42367 08383 0	1-1/4"	36"	80	8.3
WDWP1254880S	6 42367 08384 7	1-1/4"	48"	80	11.2
WDWP1256080S	6 42367 08385 4	1-1/4"	60"	80	12.2
WDWP2003060S	6 42367 08386 1	2"	30"	60	12.0
WDWP2003660S	6 42367 08387 8	2"	36"	60	13.4
WDWP2004860S	6 42367 08388 5	2"	48"	60	17.4
WDWP2006060S	6 42367 08389 2	2"	60"	60	19.1
WDWP2003080S	6 42367 08390 8	2"	30"	80	12.0
WDWP2003680S	6 42367 08391 5	2"	36"	80	13.9
WDWP2004880S	6 42367 08392 2	2"	48"	80	17.5
WDWP2006080S	6 42367 08393 9	2"	60"	80	19.2

Drive Couplings

Order No.	UPC Bar Code (Qty. 1)	Pipe Size	Couplg. Length	Material	Qty.	Approx. Wt./Lbs.
WDRCOUP125	6 42367 08364 9	1-1/4"	2-3/4"	Galv. Steel	1	0.9
WDRCOUP200	6 42367 08365 6	2"	3-3/8"	Galv. Steel	1	1.8

Drive Caps

Order No.	UPC Bar Code (Qty. 1)	Pipe Size	Approx. Wt./Lbs.
WDRCAP125	6 42367 08394 6	1-1/4"	1.4
WDRCAP200	6 42367 08395 3	2"	3.0

Standard Galvanized Pipe - Threaded Lengths

Order No.	Pipe O.D. Size	Nominal Size	*Length In Feet	Approx. Wt./Lbs.
WGP37536	.675	3/8"	3'	1.8
WGP37548	.675	3/8"	4'	2.4
WGP37560	.675	3/8"	5'	3.0
WGP37572	.675	3/8"	6'	3.4
WGP37584	.675	3/8"	7'	4.2
WGP37596	.675	3/8"	8'	5.3
WGP375120	.675	3/8"	10'	6.0
WGP50036	.840	1/2"	3'	2.5
WGP50048	.840	1/2"	4'	3.3
WGP50060	.840	1/2"	5'	4.5
WGP50072	.840	1/2"	6'	5.1
WGP50084	.840	1/2"	7'	6.5
WGP50096	.840	1/2"	8'	6.9
WGP500120	.840	1/2"	10'	8.6
WGP10036	1.315	1"	3'	4.8
WGP10048	1.315	1"	4'	6.8
WGP10060	1.315	1"	5'	8.3
WGP10072	1.315	1"	6'	9.9
WGP10084	1.315	1"	7'	12.1
WGP10096	1.315	1"	8'	13.4
WGP100120	1.315	1"	10'	16.3
WGP12536	1.660	1-1/4"	3'	6.8
WGP12548	1.660	1-1/4"	4'	9.1
WGP12560	1.660	1-1/4"	5'	11.1
WGP12572	1.660	1-1/4"	6'	13.6
WGP12584	1.660	1-1/4"	7'	15.8
WGP12596	1.660	1-1/4"	8'	18.6
WGP125120	1.660	1-1/4"	10'	23.3

* Length may vary by 1/4" less than even foot.

Threaded Pipe Lengths

1" Heavy Wall Galvanized Pipe - Threaded Lengths

Order No.	Pipe O.D. Size	Nominal Size	*Length In Feet	Approx. Wt./Lbs.
WGP10036	1.315	1"	3'	6.6
WGP10048	1.315	1"	4'	8.8
WGP10060	1.315	1"	5'	11.0
WGP10072	1.315	1"	6'	13.2
WGP10084	1.315	1"	7'	15.4
WGP10096	1.315	1"	8'	17.6
WGP100120	1.315	1"	10'	22.0

Standard Black Pipe 4" And 5" - Threaded Lengths

Order No.	Pipe O.D. Size	Nominal Size	* Length In Feet	Approx. Wt./Lbs.
WBP40012	4.50	4"	1.0'	10.8
WBP40024	4.50	4"	2.0'	21.6
WBP40036	4.50	4"	3.0'	32.4
WBP40042	4.50	4"	3.5'	37.8
WBP40048	4.50	4"	4.0'	43.2
WBP40054	4.50	4"	4.5'	48.6
WBP40060	4.50	4"	5.0'	54.0
WBP40066	4.50	4"	5.5'	59.4
WBP40072	4.50	4"	6.0'	64.8
WBP40078	4.50	4"	6.5'	70.2
WBP40084	4.50	4"	7.0'	75.6
WBP40096	4.50	4"	8.0'	86.4
WBP50012	5.56	5"	1.0'	14.6
WBP50024	5.56	5"	2.0'	29.2
WBP50036	5.56	5"	3.0'	43.8
WBP50042	5.56	5"	3.5'	51.1
WBP50048	5.56	5"	4.0'	58.4
WBP50054	5.56	5"	4.5'	65.7
WBP50060	5.56	5"	5.0'	73.0
WBP50066	5.56	5"	5.5'	80.3
WBP50072	5.56	5"	6.0'	87.6
WBP50078	5.56	5"	6.5'	94.9
WBP50084	5.56	5"	7.0'	102.2
WBP50096	5.56	5"	8.0'	116.8

Standard Black Pipe 6" And 8" - Threaded Lengths

Order No.	Pipe O.D. Size	Nominal Size	* Length In Feet	Approx. Wt./Lbs.
WBP60012	6.63	6"	1.0'	19.0
WBP60024	6.63	6"	2.0'	38.0
WBP60036	6.63	6"	3.0'	57.0
WBP60042	6.63	6"	3.5'	66.5
WBP60048	6.63	6"	4.0'	76.0
WBP60054	6.63	6"	4.5'	85.5
WBP60060	6.63	6"	5.0'	95.0
WBP60066	6.63	6"	5.5'	104.5
WBP60072	6.63	6"	6.0'	114.0
WBP60078	6.63	6"	6.5'	123.5
WBP60084	6.63	6"	7.0'	133.0
WBP60096	6.63	6"	8.0'	152.0
WBP80012	8.63	8"	1.0'	28.6
WBP80024	8.63	8"	2.0'	57.2
WBP80036	8.63	8"	3.0'	85.8
WBP80042	8.63	8"	3.5'	100.1
WBP80048	8.63	8"	4.0'	114.4
WBP80054	8.63	8"	4.5'	128.7
WBP80060	8.63	8"	5.0'	143.0
WBP80066	8.63	8"	5.5'	157.3
WBP80072	8.63	8"	6.0'	171.6
WBP80078	8.63	8"	6.5'	185.9
WBP80084	8.63	8"	7.0'	200.2
WBP80096	8.63	8"	8.0'	228.8

* Length may vary by 1/4" less than even foot.

Well Pro Quality Features

Pitcher Pump

- Heavy-duty cast iron pump
- Cap adjustable for wide range of handle positions
- Shallow well application - Maximum life 25 to 30 feet
- Indent on spout for handle of pail
- Contains no lead

Pitcher Pump

Order No.	UPC Bar Code (Qty. 1)	Type of Spout	Base Tapped
WPUMP125	6 42367 08396 0	Open	1-1/4"

• FIP = Female Iron Pipe

Cylinder Size	Valve Leather	Height Inches	Approx. Wt./Lbs.
3	3" x 13/16"	17-1/2"	16.4

• Individually Boxed



Pitcher Pump

Cup And Valve Leather Repair Parts

Order No.	UPC Bar Code (Qty. 1)	Part
W711CL3000	6 42367 08397 7	Cup Leather
W700LL350	6 42367 08398 4	Valve Leather